

Kiss Kiss!

Abi Hall 



Blush

35250 12



7 52106 15040 9




Blush

35254 12



7 52106 15054 6



Blush

35255 12




7 52106 15059 1

Write love letters to your cherie amour from the foot of the Eiffel Tower. Seal them with a kiss and send them air mail on the wing of a Lovebird. The whimsical and romantic coordinating patterns of **Kiss Kiss!** will steal your heart in time for Valentine's day!

DESIGNER
FYI

www.modafabrics.com



35252 11



35251 11



35254 11



35255 11



35255 21



35251 12



35253 11



35252 12



35253 12





Lipstick

35254 13



Lipstick

35253 13



Lipstick

35250 13



Tonal Lipstick

35255 23




Aqua

35252 14



Aqua

35251 14



Lipstick


35255 13





Aqua

35254 14



Aqua

35255 14



Black

35250 15



Black

35255 15



Black

35253 15



Black

35254 15



Ooh YUM!

Black Bean Dip

INGREDIENTS

- 2 medium ripe avocados, peeled and diced
- 2 T lime juice
- 1 can (15 oz.) whole kernel corn, drained
- 1 can (15 oz.) black beans, rinsed and drained
- 1 medium sweet red pepper, chopped
- 6 green onions, chopped
- 2 T minced fresh cilantro
- 3 garlic cloves, minced
- 2 T olive oil
- 1 teas. red wine vinegar
- ½ teaspoon salt
- ¼ teaspoon pepper
- Tortilla chips

DIRECTIONS

In a large bowl, combine avocados and lime juice; let stand for 10 min. In another large bowl, combine the corn, beans, red pepper, onions, cilantro and garlic. In a small bowl, whisk the oil, vinegar, salt and pepper. Drizzle over corn mixture; toss to coat. Gently fold in the avocado mixture. Cover and refrigerate for at least 2 hours or until chilled. Serve with tortilla chips.

RECIPE FROM TASTE OF HOME

35250

Asst.
15Asst.
10

AB

F8

JR

LC

MC

PP

• 100% Premium Cotton • 25 Prints

JR's, LC's, MC's & PP's include two each of 35253, 35254, 35255-11, 12, 13, 14, 21 & 23.

Delivery: November, 2014